

14118 Stowe Drive, Suite B | Poway, CA 92064  
 TEL: (858) 621-2700 | FAX: (858) 486-1927  
 URL: [www.zcomm.com](http://www.zcomm.com)  
 EMAIL: [applications@zcomm.com](mailto:applications@zcomm.com)

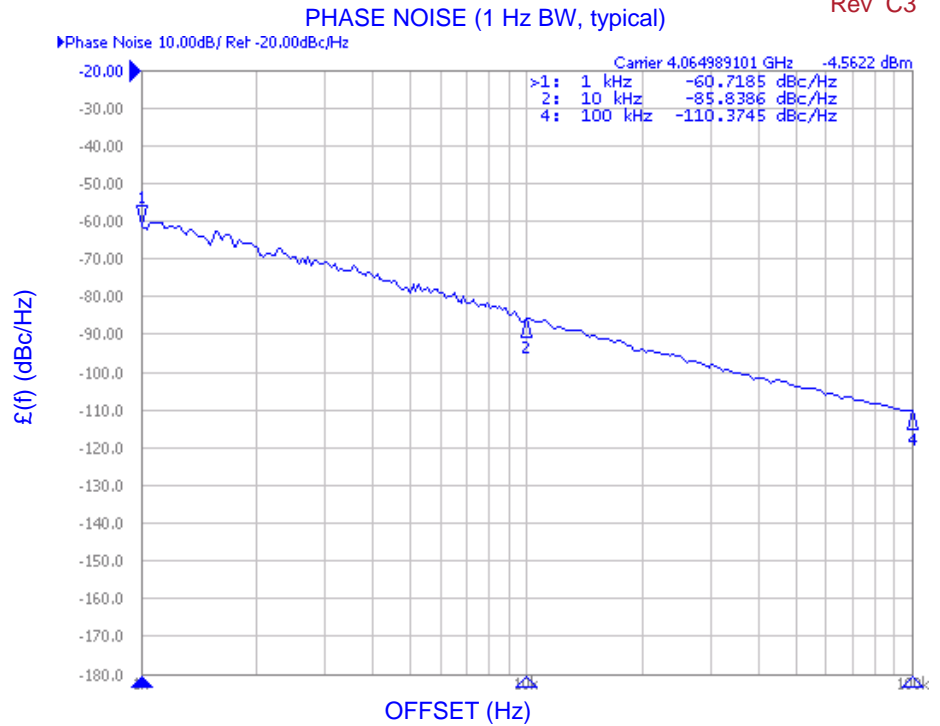
### Voltage-Controlled Oscillator Surface Mount Module

#### Applications

- Microwave Radios
- Satellite Communications
- Direct Broadcast

#### Application Notes

- AN-101: Mounting and Grounding
- AN-102: Output Loading
- AN-107: Manual Soldering



#### Performance Specifications

	Min	Typ	Max	Units
Oscillation Frequency Range	3930		4200	MHz
Phase Noise @ 10 kHz offset (1 Hz BW)		-85		dBc/Hz
Harmonic Suppression (2nd)		-14	-12	dBc
Tuning Voltage	1.5		11	Vdc
Tuning Sensitivity (avg.)		40		MHz/V
Power Output	-2	1	4	dBm
Load Impedance		50		$\Omega$
Input Capacitance			50	pF
Pushing			10	MHz/V
Pulling (14 dB Return Loss, Any Phase)			12	MHz
Operating Temperature Range	-35		80	$^{\circ}\text{C}$
Package Style	MINI-14S-L			

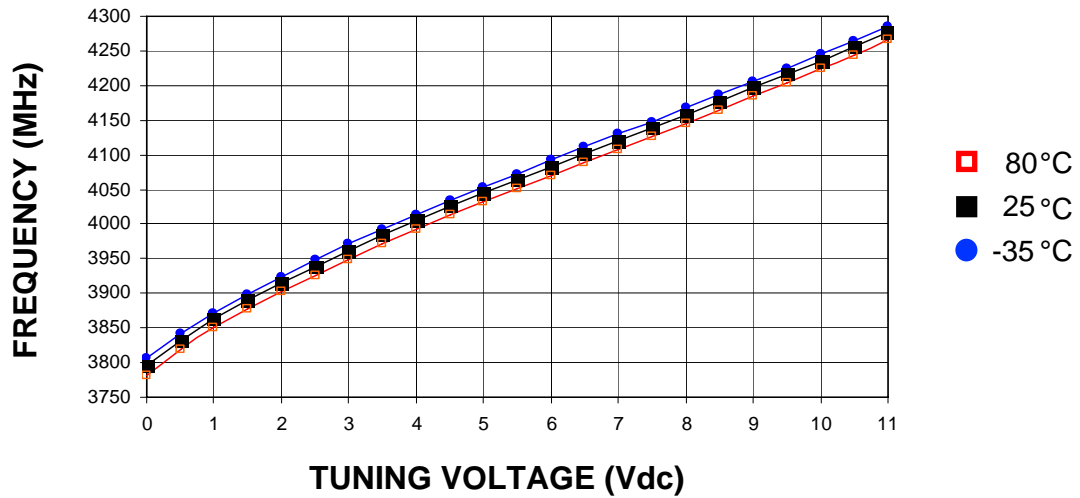
#### Power Supply Requirements

	Min	Typ	Max	Units
Supply Voltage (Vcc, nom.)		5		Vdc
Supply Current (Icc)		15	19	mA

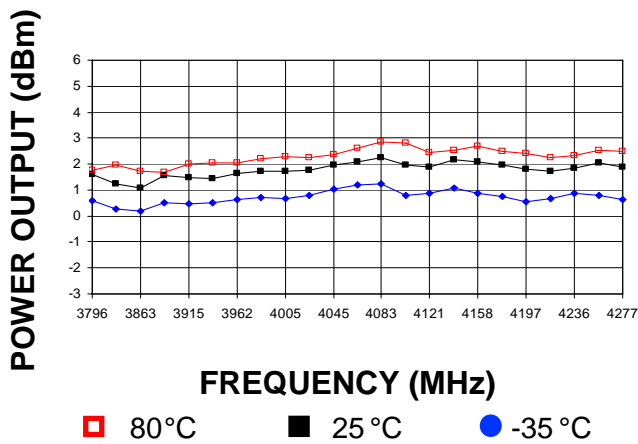
#### Additional Notes

LFSuffix = RoHS Compliant. All specifications are subject to change without notice.

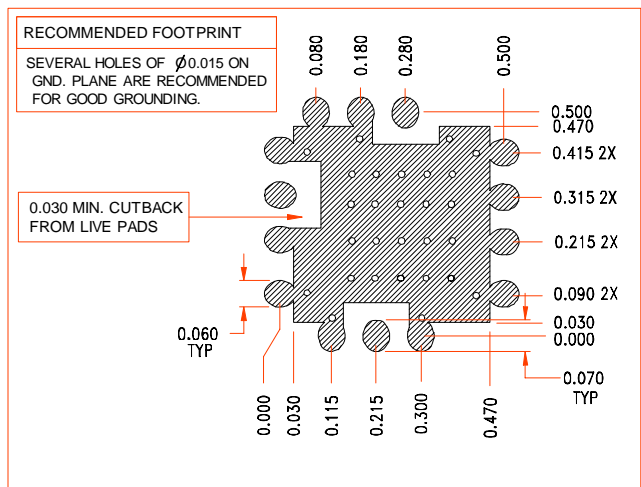
Tuning Curve, typ.



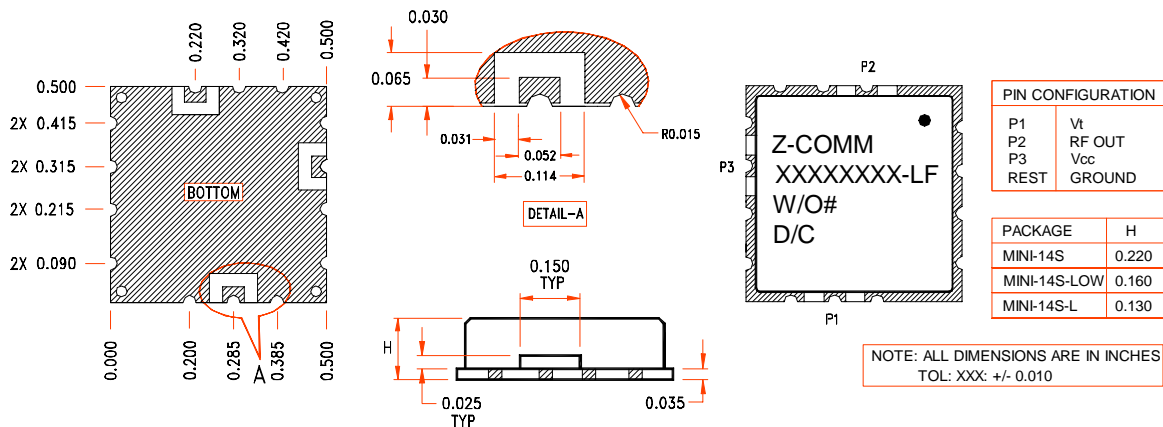
Power Curve, typ.



Footprint



Physical Dimensions



LFSuffix = RoHS Compliant. All specifications are subject to change without notice.